

China Medtech Summary 2021



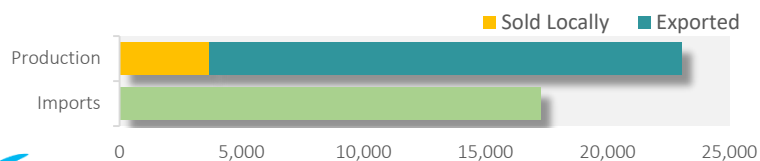
Medtech Market (US\$ millions)	23,474
<i>Per Person</i>	17

Medtech Imports (US\$ millions)	17,250
<i>% Imported</i>	82.5

Estimated Total Domestic Production (US\$ millions)	23,041
Medtech Exports (US\$ millions)	19,389
<i>% of Production Exported</i>	84.1

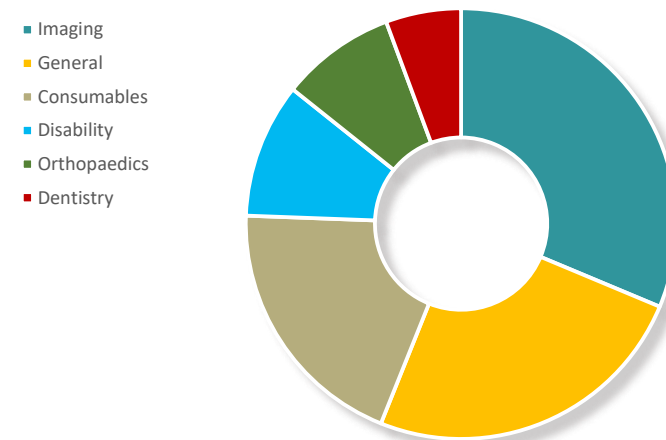
Summary Market (US\$ millions)	
<i>Dentistry</i>	1328
<i>Diagnostic Imaging</i>	7349
<i>Disability Products</i>	2378
<i>General Medical Instruments & Equipment</i>	5814
<i>Medical/Surgical Consumables</i>	4582
<i>Orthopaedic Products</i>	2024

Average Annual Growth Rate, 2006-21 (CAGR %)	13.4
Medtech as % of Total Health Expenditure 2021	2.7
As % of Total Asia-Pacific Medtech Market	20.8



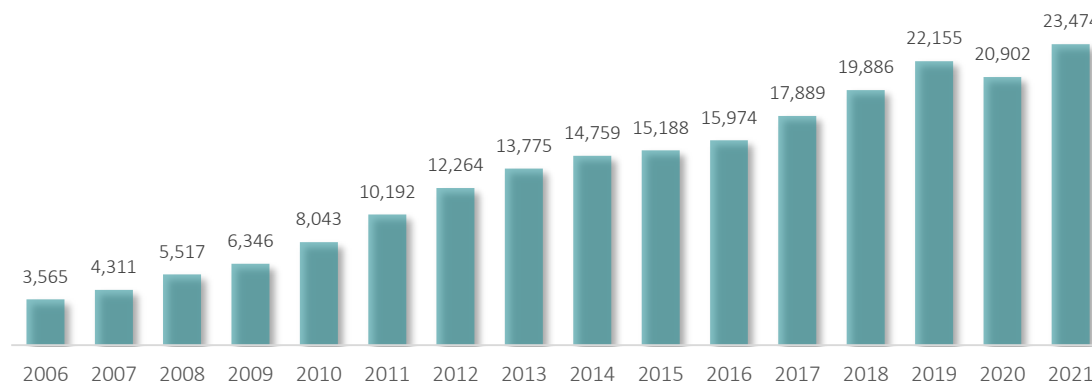
Information sourced from the MedtechMarkets database. See <http://www.medtechmarkets.com> for more details.

China, Market by Category 2021 (%)



Imports represent an estimated **82.5%** of the market.

China, Total Market 2006-21 (US\$ millions)



Identify post-pandemic opportunity and manage risk with MedTech Markets structured market data and forecasts

Post-pandemic, it's time to do things differently

The Covid-19 pandemic delivered a huge shock to medtech markets. While some sectors such as respiratory equipment and medical disposables thrived, those used in the treatment of elective procedures, such as surgical instruments and dental products were impacted. Trade flows were further interrupted as governments put in place protectionist policies to ensure local availability.

At such times it is vital medical device and technology manufacturers understand how these trends are impacting the market. At MedTech Markets we make it our business to ensure your business benefits from the strategic insights necessary for good business planning and sales. We combine our detailed knowledge of health markets, multiple regional and global data sources and many years of experience in interpreting base statistics to create actionable business intelligence.

Robust research methodology and clear presentation makes MedTech Markets the practical and cost-effective choice for marketing, sales and business planners. If you need to really understand health market trends and the prospects for medical technology and equipment manufacturers, choose MedTech Markets.

MedTech analysis key performance indicators at a glance

- | | | | | | |
|--|---|---|---|---|--|
| ■ Key Demographics | → | → | → | → | ■ Major economic indicators |
| ■ Health Sector Spend & Investment | → | → | → | → | ■ The MedTech Market (Current Year) |
| ■ The Market in Regional/Global Context | → | → | → | → | ■ Effects of Currency on Market Growth |
| ■ 10-Year Full Market Data trends | → | → | → | → | ■ Import/Export Data and Analysis |
| ■ 5-year Forecast Scenarios, Analysis and Data | → | → | → | → | ■ Market Access and Barriers to Entry |

Over 40 specific medical categories covered in

- | | | | | | |
|---------------------------------------|---|---|---|---|------------------------|
| ■ Anaesthesia & Respiration Equipment | → | → | → | → | ■ Dentistry |
| ■ Diagnostic Imaging | → | → | → | → | ■ Disability Aids |
| ■ Medical Disposables | → | → | → | → | ■ Orthopaedic Products |

For further information about MedTech Markets data and reports

Visit: www.medtechmarkets.com
Email: acrofts@medtechmarkets.com

Use MedTech market reports to...

- ❖ Profile export opportunities in new markets
- ❖ Knowledgeably plan for expansion in specific countries or regions
- ❖ Fully understand trends and manage risks
- ❖ Underpin plant and marketing investment decisions
- ❖ Appreciate market environments when reviewing/appointing sales agents and representatives

Who will get most benefit?

- ❖ Manufacturers of medical technology, devices and equipment
- ❖ Distributors, service and sales agents
- ❖ Finance companies and investors
- ❖ Management consultants and market analysts
- ❖ Trade and government bodies



 **MedTech Markets**
Worldwide